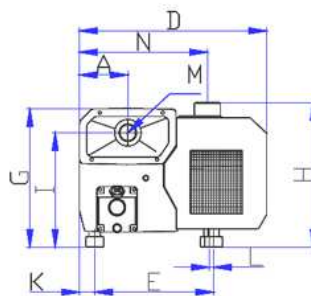
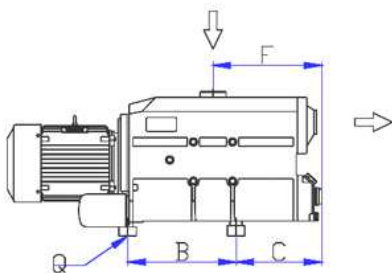
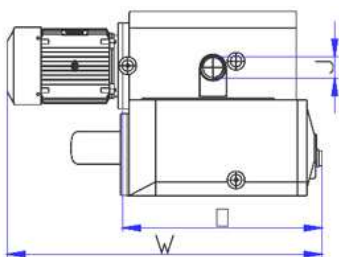
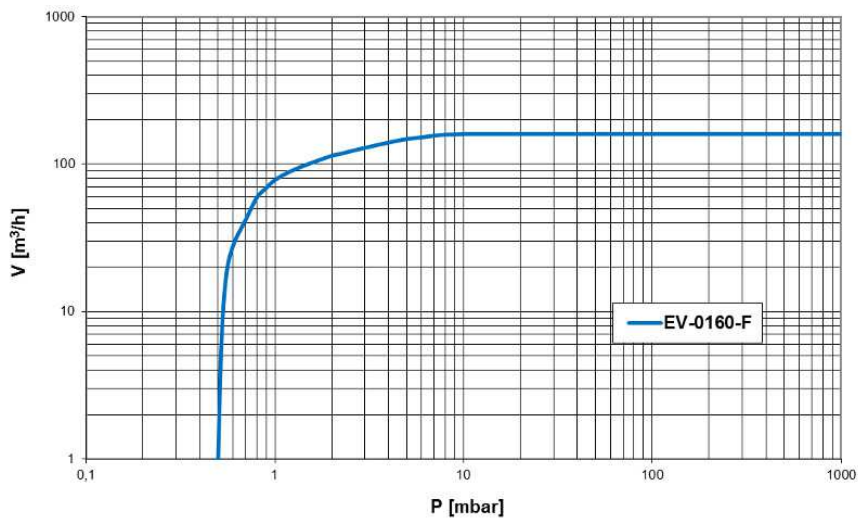


Pumping speed curve



Dimensions	W	D	H	A	B	C	E	F	G	I	J	K	L	M	N	O	Q
EV-0160F	895	535	413	138	304	245	340	311	395	325	G 2"	43	12	G 1½"	365	570	3x M10

TYPE EV-0160F

Technical Data			TYPE EV-0160F	
			50 Hz	60 Hz
Nominal displacement	m ³ /h	160	192	
Ultimate pressure	mbar	< 0,5	< 0,5	
Motor power	kW	4,0	4,0	
Nominal speed	rpm	1450	1740	
Noise level	dB(A)	72	75	
Operating temperature	°C	85	85	
Water vapor tolerance	mbar	40	40	
Water vapor capacity	l/h	3,0	3,6	
Oil capacity	ltr	7	7	
Weight	kg	124	124	
Admissible ambient temp.	°C	10 to 40	10 to 40	
Connection	Inlet	G(BSP)	2"	
	Outlet	G(BSP)	1½"	

Ordering Information		TYPE EV-0160F	
		50 Hz	60 Hz
Three phase motor 400V, 50Hz (IE2) 400V, 60Hz (IE2)		108001	108002
Other Voltages/Frequencies		Upon request	
Filling with special oil		Upon request	
Exhaust filter cartridge		2x 43120A	
Service kit		32499	
Overhaul kit		32500	
Pump module		32900	
Inlet dust filter, paper cartridge		50800	