
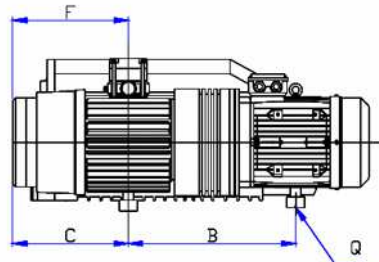
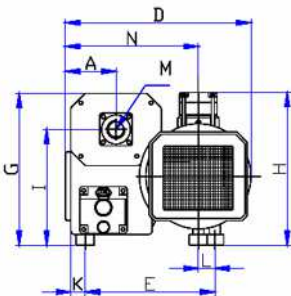
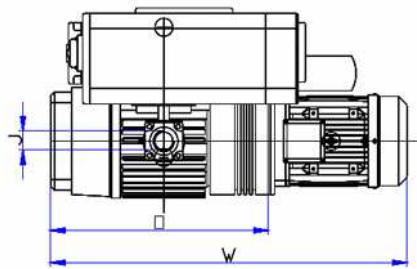
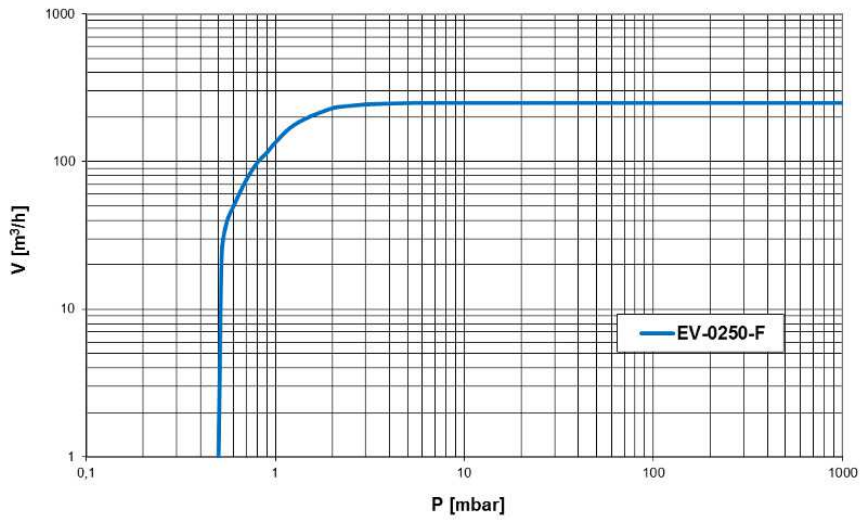


TYPE EV-0250F



Pumping speed curve



Dimensions	W	D	H	A	B	C	E	F	G	I	J	K	L	M	N	O	Q
EV-0250F	1000	555	410	145	455	325	360	325	415	320	G 2"	55	29	G 1½"	380	610	3x M10

TYPE EV-0250F

Technical Data			TYPE EV-0250F	
			50 Hz	60 Hz
Nominal displacement	m ³ /h	250	300	
Ultimate pressure	mbar	< 0,5	< 0,5	
Motor power	kW	5,5/7,5	7,5	
Nominal speed	rpm	1450	1740	
Noise level	dB(A)	74	77	
Operating temperature	°C	85	85	
Water vapor tolerance	mbar	40	40	
Water vapor capacity	l/h	4,5	5,0	
Oil capacity	ltr	7	7	
Weight	kg	184	184	
Admissible ambient temp.	°C	10 to 40	10 to 40	
Connection	Inlet	G(BSP)	2"	
	Outlet	G(BSP)	2"	

Ordering Information	TYPE EV-0250F	
	50 Hz	60 Hz
Three phase motor 400V, 50Hz (IE2); 5,5 kW 400V, 60Hz (IE2); 7,5 kW	111001	111002
Three phase motor 400V, 50Hz (IE2); 7,5 kW	111010	Upon request
Other Voltages/Frequencies	Upon request	
Filling with special oil	Upon request	
Exhaust filter cartridge	4x 50120A	
Service kit	50499	
Overhaul kit	50500	
Pump module	50900	
Inlet dust filter, paper cartridge	50800	