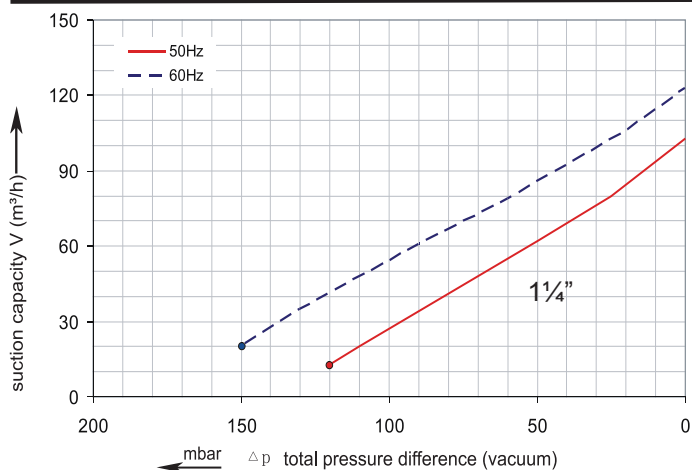


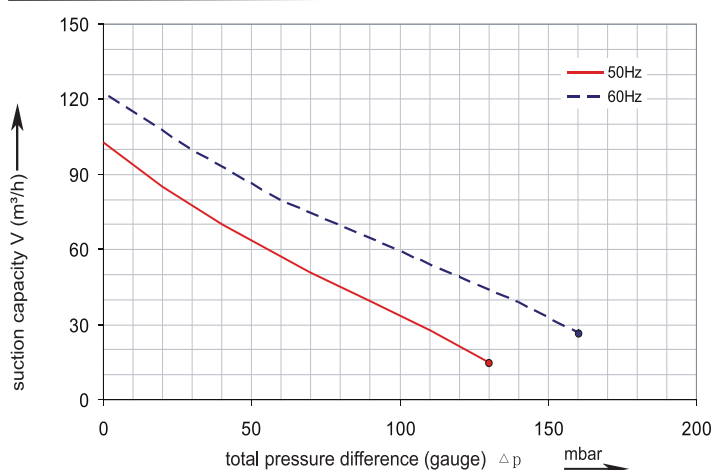


Single stage side channel vacuum pump / compressor EVSC-S23A3

Performance curve for Vacuum pump



Performance curve for Compressor



Technical Data TYPE EVSC-S23A3

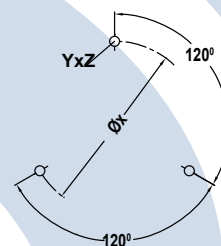
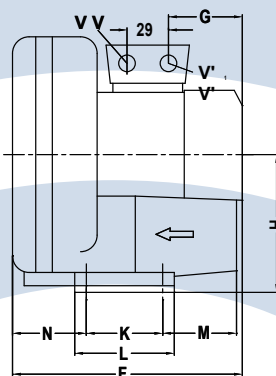
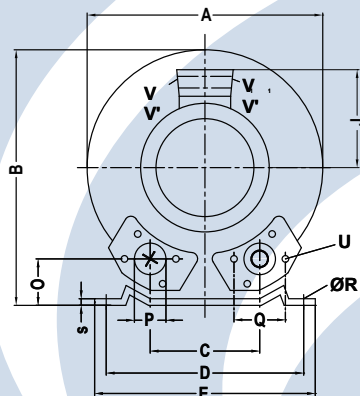
		50 Hz	60 Hz
Motor power	kW	0,4	0,5
Maximum airflow	m³/h	105	120
Ultimate pressure	mbar	+130	+160
Ultimate vacuum	mbar	-120	-150
Input voltage 3 phase Δ	V	200-240	220-275
Input voltage 3 phase Y	V	345-415	380-480
Input current Δ	A	2,6	2,6
Input current Y	A	1,5	1,5
Noise level	dB(A)	54	57
Weight	kg	11	11
Connection inlet	G(BSP)	1 1/4"	1 1/4"
Connection outlet	G(BSP)	1 1/4"	1 1/4"

Ordering Information TYPE EVSC-S23A3

EVSC-S23A3	3ph AC	141322
Other voltages/frequencies		Upon request

Accessories

Vacuum/pressure relief valve	See page 123
Vacuum inline dust filter	20800
Compressor suction filter	140024
Set of feet for horizontal positioning	140010



Type	Phases	A	B	C	D	E	F	G	H	J	K	L	M	N	O	P	Q	ØR	S	U	V(t-)	V(t+)	V(t3-)	V(t3+)	YxZ	X-Bohrungen X-Holes	ØX
EVSC-S23A3	3~	246	247	90	205	230	267	138	128	111	83	108	75	82	39	G1 1/4(15tief-deep)	64	10	2.5	M6x17	-	-	M25x1.5	M16x1.5	M6x15	0°/120°/240°	140