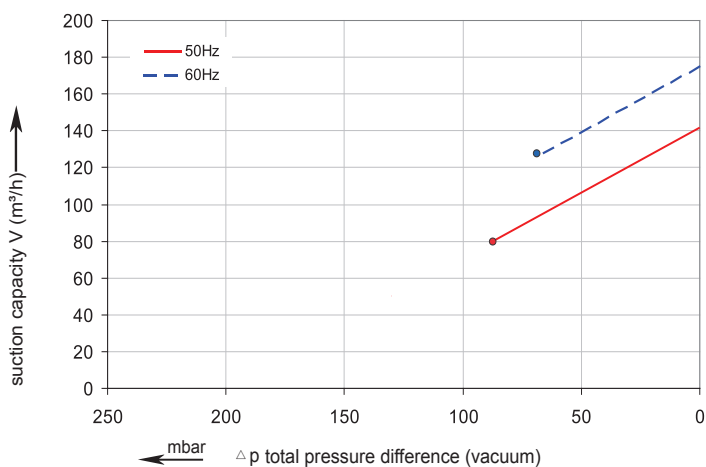




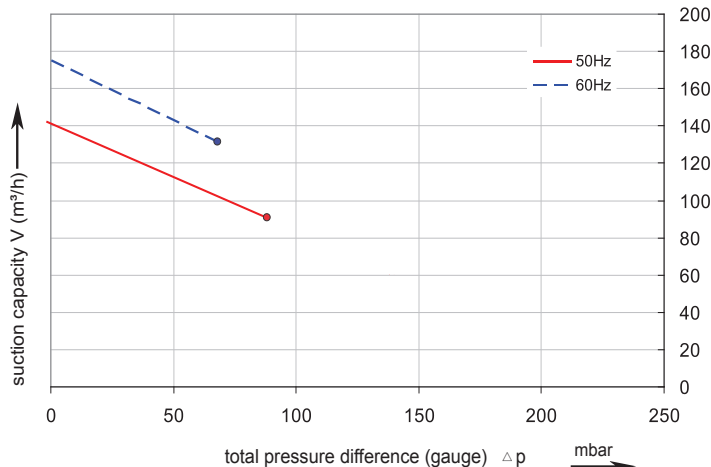
Single stage side channel
vacuum pump / compressor
EVSC-S40B3



Performance curve for Vacuum pump



Performance curve for Compressor



Technical Data TYPE EVSC-S40B3

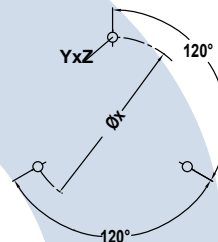
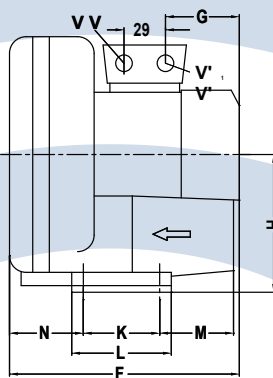
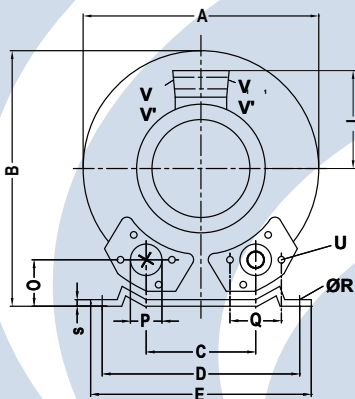
		50 Hz	60 Hz
Motor power	kW	0,55	0,63
Maximum airflow	m³/h	145	175
Ultimate pressure	mbar	+90	+90
Ultimate vacuum	mbar	-90	+70
Input voltage 3 phase Δ	V	200-260	230-290
Input voltage 3 phase Y	V	350-450	400-500
Input current Δ	A	2,7	2,86
Input current Y	A	1,57	1,65
Noise level	dB(A)	63	64
Weight	kg	13	13
Connection	inlet	G(BSP) 1 1/4"	1 1/4"
	outlet	G(BSP) 1 1/4"	1 1/4"

Ordering Information TYPE EVSC-S40B3

EVSC-S40B3	3ph AC 141340
Other voltages/frequencies	Upon request

Accessories

Vacuum/pressure relief valve	See page 123
Vacuum inline dust filter	20800
Compressor suction filter	140024
Set of feet for horizontal positioning	140010



Type	Phases	Dimensions																		X-Holes	ØX						
		A	B	C	D	E	F	G	H	J	K	L	M	N	O	P	Q	ØR	S			U	V	V	V ₁	V ₂	YxZ
EVSC-S40A3	3~	286	302	115	225	255	269	135	154	111	95	130	70	75	45	G1 1/4	72	12	3	M6x19	M25x1.5	M16x1.5	-	-	M6x19	0°/120°/240°	174