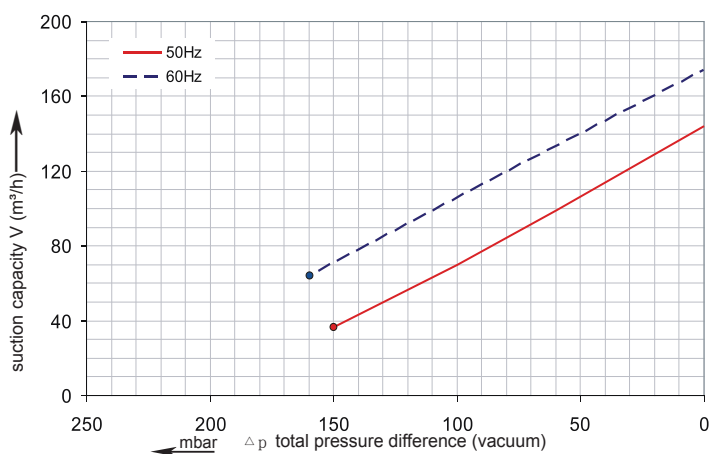
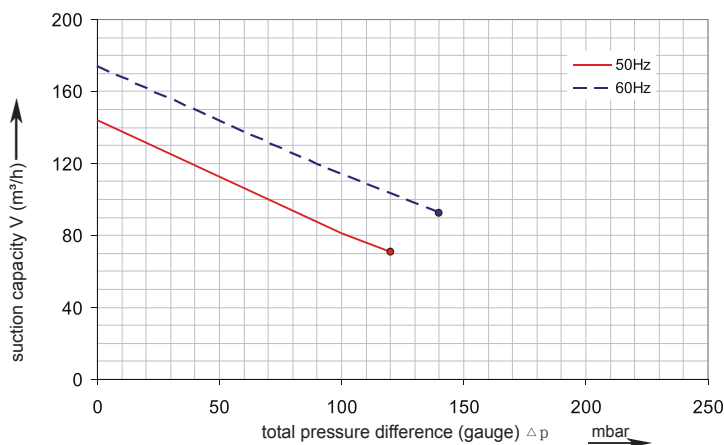


Single stage side channel vacuum pump / compressor EVSC-S41A1

Performance curve for Vacuum pump



Performance curve for Compressor



Technical Data

TYPE EVSC-S41A1

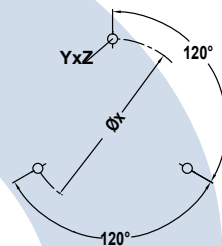
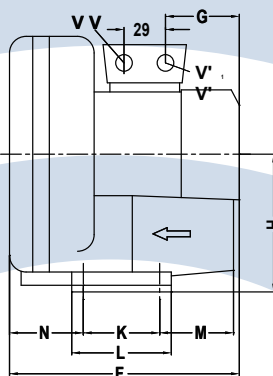
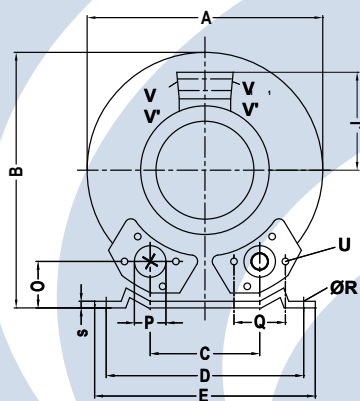
		50 Hz	60 Hz
Motor power	kW	0,8	0,9
Maximum airflow	m³/h	145	175
Ultimate pressure	mbar	+160	+140
Ultimate vacuum	mbar	-150	-160
Input voltage	V	230	230
Input current	A	5,2	5,8
Noise level	dB(A)	63	64
Weight	kg	15	15
Connection	inlet	G(BSP) 1½"	1½"
	outlet	G(BSP) 1½"	1½"

Ordering Information TYPE EVSC-S41A1

EVSC-S41A1	1ph AC	141141
Other voltages/frequencies		Upon request

Accessories

Vacuum/pressure relief valve	See page 123
Vacuum inline dust filter	602025
Compressor suction filter	140025
Set of feet for horizontal positioning	140010



Type	Phases	A	B	C	D	E	F	G	H	J	K	L	M	N	0	P	Q	ØR	S	U	V ₍₁₋₎	V ₍₁₊₎	V ₍₁₃₋₎	V ₍₁₃₊₎	YxZ	X-Bohrungen X-Holes	ØX
EVSC-S42A1	1~	286	302	115	225	255	294	160	154	120	95	130	70	75	46	G1¼(15tief-deep)	72	12	3	M6x19	M16x1.5	M25x1.5	-	-	M6x15	0°/120°/240°	174