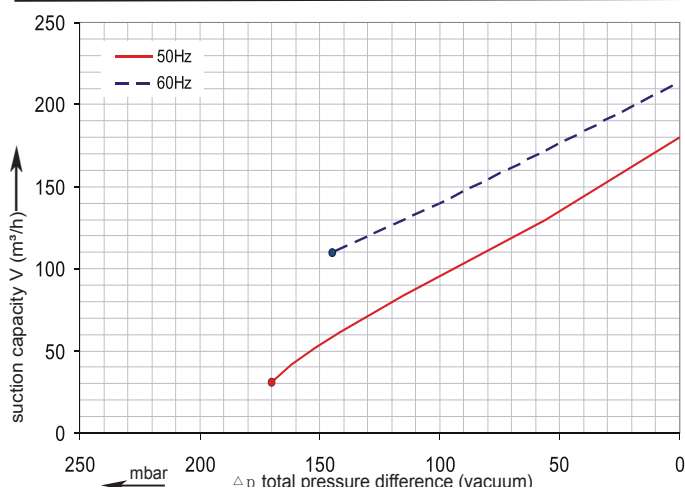
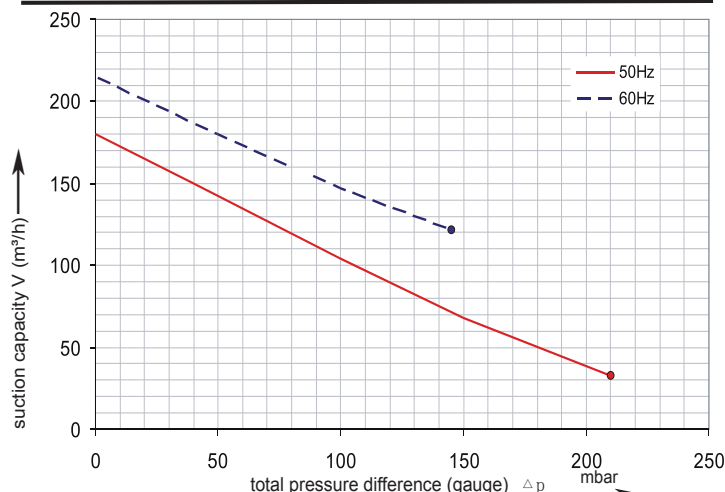


Single stage side channel vacuum pump / compressor EVSC-S45A1

Performance curve for Vacuum pump



Performance curve for Compressor



Technical Data

TYPE EVSC-S45A1

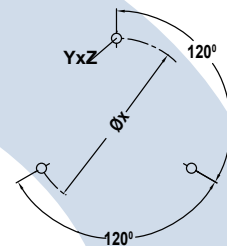
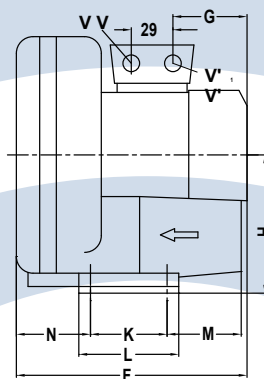
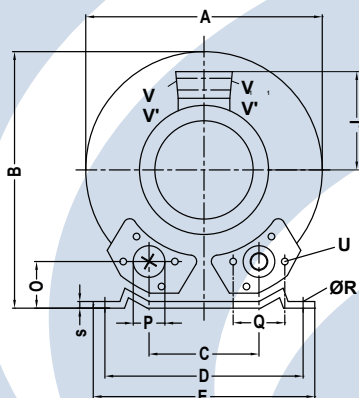
		50 Hz	60 Hz
Motor power	kW	1,1	1,3
Maximum airflow	m³/h	180	210
Ultimate pressure	mbar	+210	+145
Ultimate vacuum	mbar	-170	-145
Input voltage	V	230	230
Input current	A	7,3	8,3
Noise level	dB(A)	64	66
Weight	kg	17	17
Connection	inlet	G(BSP) 1½"	1½"
	outlet	G(BSP) 1½"	1½"

Ordering Information TYPE EVSC-S45A1

EVSC-S45A1	3ph AC	141145
Other voltages/frequencies		Upon request

Accessories

Vacuum/pressure relief valve	See page 123
Vacuum inline dust filter	602025
Compressor suction filter	140025
Set of feet for horizontal positioning	140010



Type	Phases	A	B	C	D	E	F	G	H	J	K	L	M	N	O	P	Q	ØR	S	U	V ₍₁₎	V ₍₂₎	V ₍₃₎	V ₍₃₎	YxZ	X-Bohrungen X-Holes	ØX
EVSC-S45A1	1~	286	302	115	225	255	311	160	154	120	95	130	70	75	46	G1½(15tief-deep)	72	12	3	M6x19	M16x1.5	M25x1.5	-	-	M6x15	0°/120°/240°	174