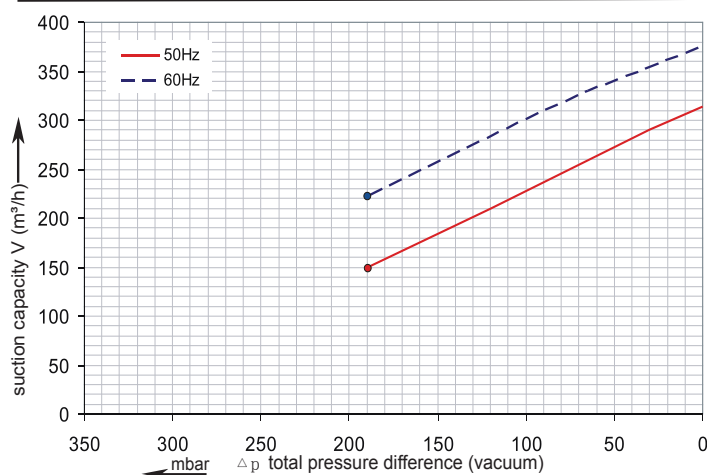


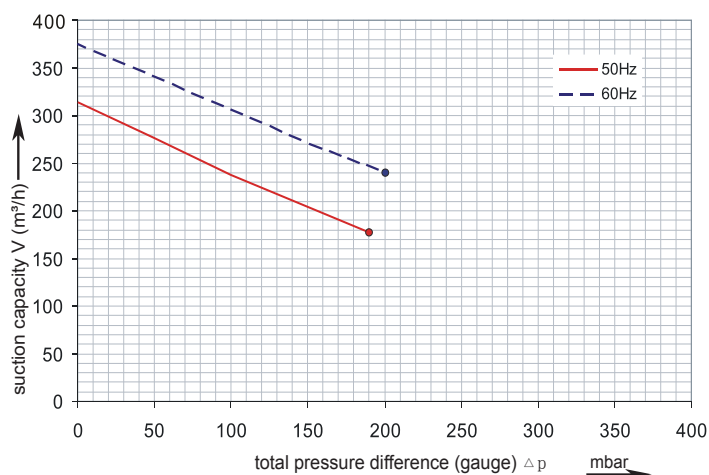


Single stage side channel vacuum pump / compressor EVSC-S71A1

Performance curve for Vacuum pump



Performance curve for Compressor



Technical Data

TYPE EVSC-S71A1

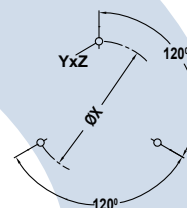
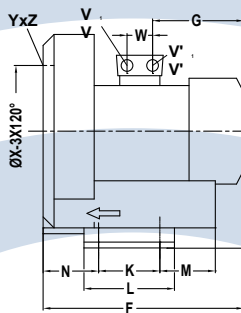
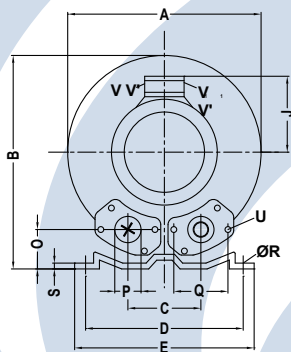
		50 Hz	60 Hz
Motor power	kW	2,2	2,55
Maximum airflow	m³/h	318	376
Ultimate pressure	mbar	+190	+200
Ultimate vacuum	mbar	-190	-190
Input voltage	V	230	230
Input current	A	12,8	12,8
Noise level	dB(A)	72	74
Weight	kg	30	30
Connection inlet	G(BSP) 2"	2"	2"
Connection outlet	G(BSP) 2"	2"	2"

Ordering Information TYPE EVSC-S71A3

EVSC-S71A3	1ph AC	141171
Other voltages/frequencies		Upon request

Accessories

Vacuum/pressure relief valve	See page 123
Vacuum inline dust filter	140036
Compressor suction filter	140026
Set of feet for horizontal positioning	140012



Type	Phases	A	B	C	D	E	F	G	H	J	K	L	M	N	O	ØP	Q	ØR	S	U	V ₍₋₎	V ₍₋₎	V ₍₃₋₎	V ₍₃₋₎	YxZ	X-Holes	ØX	W
EVSC-S71B1	1~	382	384	125	290	325	403	188	197	128	140	180	84	109	54	G2"	83	15	4.5	M8x17	M25x1.5	M16x1.5	-	-	M10x20	0°/120°/240°	240	29